








The **Myers-Briggs**
Company

The Myers-Briggs® App Practitioner guide

In this guide you'll find instructions for buying licences for the Myers-Briggs® App and assigning them to your respondents, clients, or yourself.

Step 1: Buy licences

Select country   Chat offline  Sign in Register 

 [Shop](#) [OPAssessment](#)

[Solutions](#) [MBTI and more tools](#) [Training](#) [Consultancy](#) [About](#) [Knowledge centre](#)

[Home](#) / [Shop - buy psychometric resources and training](#) / Myers-Briggs® App

Myers-Briggs® App

Turn self-awareness into action

The Myers-Briggs® App is the portable guide to MBTI® type. It's the ideal resource to give people after a feedback session or workshop because it encourages real-world use of personality insights.

The Myers-Briggs App gives instant access to bite-sized type information, including:

- **Summaries of all 16 MBTI types**
Learn about strengths, blind spots, work styles and stress triggers for each personality type
- **MBTI type information for contacts**
Assign MBTI preferences to contacts to make type insights personal, real and relevant
- **Compare type for better interactions**
Build positive working relationships with side-by-side type comparisons.

Before you buy

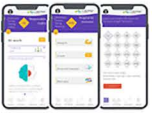
Be sure users meet app compatibility requirements. The app is designed for:

- iPhone 7 and above running iOS 10 or later
- Smartphones running Android 6.0 or later

No refunds/exchanges due to the product format.

Popular products

AP0001



£10.00 excl. VAT

Estimated delivery within 1 working days
Delivery time shown is for mainland UK.
Please [sign in](#) for delivery time to your location.

1 [+](#) [-](#) [Add to basket](#)

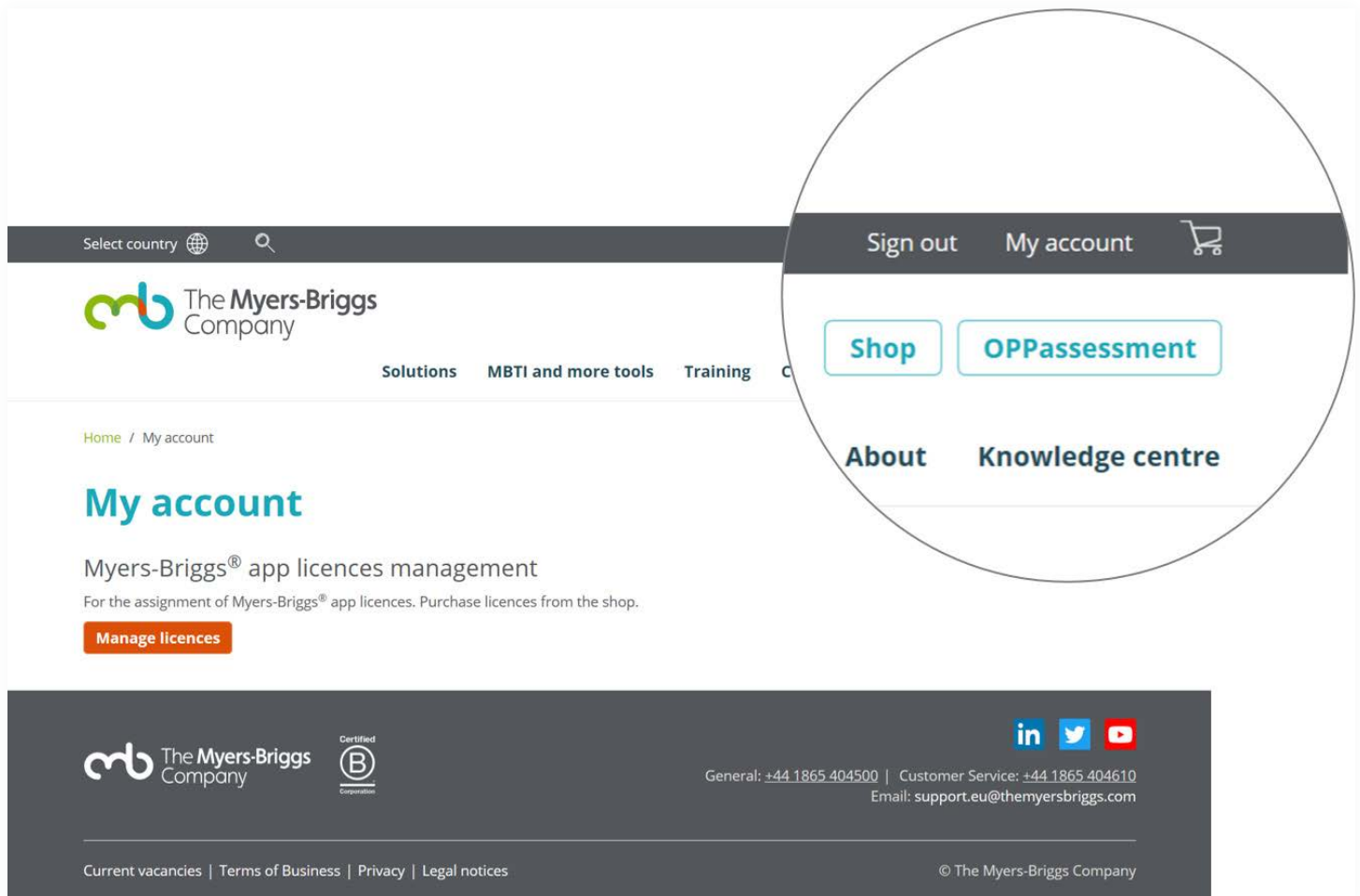
You can buy as many licences for the Myers-Briggs® App as you like from the online Shop on eu.themyersbriggs.com

The Myers-Briggs® App is also available as part of money-saving bundles with our most popular MBTI® reports. Browse our online shop to see the different bundles available.

Note: It may take up to 90 minutes for purchased licences to show up in your account.

Step 2: Access purchased licences

Sign in at eu.themyersbriggs.com and go to your **My Account** page.



The screenshot shows the 'My account' page of The Myers-Briggs Company. At the top, there is a dark navigation bar with 'Sign out', 'My account', and a shopping cart icon. Below this is a white header with the company logo and navigation links: 'Solutions', 'MBTI and more tools', 'Training', and 'C'. A circular callout highlights the 'Shop' and 'OPPAssessment' buttons. The main content area features the heading 'My account' and a section for 'Myers-Briggs® app licences management' with a 'Manage licences' button. The footer contains contact information, social media icons, and legal notices.

Click **Manage licences** under 'Myers-Briggs® app licences management' to access your licences.

Note: The section for 'Myers-Briggs® app licences management' is toward the bottom of the **My Account** page. You will need to scroll down to find this section.

Step 3: Enter user details and assign licences

Home / My account / Myers-Briggs app licence management

These screens allow you to allocate and manage licences for the Myers-Briggs® mobile app for your personal use or to colleagues or clients.

Assign licences **Manage assigned licences** **Buy licences**

Click the fields below and enter each person's first name, last name and email address.
After you have entered the information, you will see an Assign licences button.
Click the button to confirm your assignments.

CLEAR ALL **Assign licences**

	First name	Last name	Email address
1	Adam	Gate	agate@tmbc.com
2	Dayci	Garcia	dgarcia@tmbc.com
3	Elon	Kate	ekate@tmbc.com
4	Farrah	Saud	fsaud@tmbc.com
5	Sarah	Judd	sjudd@tmbc.om
6	<input type="text"/>		
7	<input type="text"/>		
8	<input type="text"/>		
9	<input type="text"/>		

On the **Assign licences** tab, enter each user's first name, last name, and email address. Click the **Assign licences** button to confirm your assignments and send users their access codes. Each user will receive links and instructions to download the app from the Apple App Store or Google Play, along with a unique access code to activate the app.



Step 4: Manage and track licences


Solutions MBTI and more tools Training Consultancy About Knowledge centre

Home / My account / Myers-Briggs app licence management

These screens allow you to allocate and manage licences for the Myers-Briggs® mobile app for your personal use or to colleagues or clients.

Assign licences **Manage assigned licences** [Buy licences](#)

From this tab you can **1. See which respondents you have assigned licences to, 2. Remind respondents to download the app, 3. Remove respondents to re-assign licences.**  

Search  | **Filter by status** Active Not Active

Name	Email address	Status	Last invite
<input type="checkbox"/> Jack Bent	jbent@tmbc.com	Not Active	11/05/2020
<input type="checkbox"/> Rohan Kapoor	rkapoor@tmbc.com	Not Active	11/05/2020
<input type="checkbox"/> Sima Singh	ssingh@tmbc.com	Not Active	11/05/2020
<input type="checkbox"/> Naomi Hart	nhart@tmbc.com	Not Active	11/05/2020
<input type="checkbox"/> Xi Young	xyoung@tmbc.com	Not Active	11/05/2020

Use the **Manage assigned licences** tab to check whether users have activated their licences.

Here you can send reminder emails to users or delete users to retrieve unused licences.



Questions?

CONTACT CUSTOMER SUPPORT

UK/International	+44 1865 404610	Germany	01 803 000 768
Belgium (FR)	08 008 1539	Ireland	01 295 6443
Belgium (NL)	02 710 6234	Italy	848 800 630
Denmark	80 88 32 90	Netherlands	020 20 13 757
France	08 20 80 44 53	Spain	901 810 008

support.eu@themyersbriggs.com

